

# Kitimat and Kathmandu

---

# Kitimat and Kathmandu

Hello! My name is Kathmadu and I'm an alley kitten.

One day, a nice lady took me home with her. What luck! But in her house there is a cat named Kitimat and she's very jealous. That's pretty normal though because I'm pretty adorable! But that's not all; objects are mysteriously disappearing from the house. Kitimat knows something but she refuses to tell me what's happening.

Kitimat and Kathmandu is the story of two cats faced with all sorts of little problems. Despite their differences, the two cats develop a meaningful and lasting friendship.

A sensitive and charming story filled with creativity, a hint of mystery and surprise.



# Isabelle Larouche

---

Isabelle Larouche was born in Chicoutimi, Quebec. When astronauts were first setting foot on the moon, Isabelle was learning to walk on our awesome little planet. A few years later just like all kids her age, she started school and learned to write. Since then, her life really hasn't changed much. She has travelled to Nunavik, Ontario, Kanehsatake and Montreal, and she continues to roam from east to west and north to south. She writes stories inspired by her travels and the people she meets along the way. And of course, she still goes to school every day because she teaches French, science and art at an elementary school.

And what about the moon; she would still really like to travel there...



# Pedagogical Activities

---

## Kitimat and Kathmandu

This collection of pedagogical activities is intended for cycle one and cycle two at the elementary school level. It is designed for interactive use with students either before reading, while reading or after reading «Kitimat and Kathmandu».

To begin with, use the questions at the beginning of each chapter to explore the text, to gain an initial understanding of it, confirm a comprehension of the story and to recall facts.

Additional activities, exercises and fun games are also included so that the students can develop their spelling, vocabulary acquisition and creative writing skills. They also provide many opportunities where students can participate in different workshop groupings such as individuals, in pairs, small groups or cooperative groups or teams.

As you become skillful using these activities, you will discover the full range of ideas and possibilities to suit your teaching style and improve the reading skills of your students.



# Activity 1-The cat-quiz!

---

English Language Arts, 1<sup>st</sup> and 2<sup>nd</sup> cycles

Have you just finished reading Kitimat and Kathmandu? Did you like it? Did you understand the whole story? Then, you must be ready to take the cat-quiz.

Activity 1, the cat-quiz: 36 question-cards to stick on cardboard paper, laminate and then cut up.

Suggestions for the teacher:

- Use the question-cards after reading each chapter or after reading the whole story as a revision.
- Face to face activity: the class is divided into two groups, in a straight line facing one another. The first student in one of the lines raises his or her hand to answer. In the case of a wrong answer, the student standing on the opposite line may take his turn to answer the same question correctly.
- In smaller teams: use a board game, tokens and dice. Create a path containing many cases in the shape of a cat. A student picks a playing card. If the student answers the question correctly, he can roll the dice and move forward.
- Some playing cards have been left blank to give the students a chance to make up their own questions and add them to the others.

## Activity 2- Create your own cat!

---

English Language Arts 1<sup>st</sup> and 2<sup>nd</sup> cycles

Would you like to create your own cat and make it live a great adventure?  
Here are three activity sheets that will help you.

See Activity sheet 2

See Activity sheet 3

See Activity sheet 4

## Activity 3- The adjectives

---

English Language Arts, 2<sup>nd</sup> cycle

An adjective is a word used to describe a person, an animal or a thing.

Choose the adjectives from the list to describe Kitimat, Kathmandu, Hector and Hermione the best way you can.

See Activity sheet 5

# Activity 4- The House Plan

---

Social Studies-1<sup>st</sup> cycle

Grade 1

In the first chapters, Kitimat, Kathmandu, Annabelle and Julian live in a small city apartment.

1. According to the descriptions given in the book, make a list of all the rooms in the apartment: the living room, the bathroom, the kitchen, Annabelle's bedroom, the front balcony, the back balcony, the little shed behind the house.
2. On a long piece of paper, draw the house plan in a low-angle shot. (Don't forget the mice's little den)

# Activity 5- The Map of the Neighbourhood

---

Social Universe, 1<sup>st</sup> cycle

Grade 2

In the first chapter, Kathmandu was found by an old lady on the sidewalk. She went to see a veterinarian to get rid him.

1. Make a list of all the other places mentioned over the nine chapters: the bakery, the sidewalk, the veterinarian, Annabelle and Julian's apartment, the backyard, the front balcony, the store selling flea products and also the new house.
2. On a long piece of paper, draw a map and include all the mentioned places. Of course, you may also add other buildings such as houses and stores.

# Activity 6- And the River Flows

---

Geography, History and Citizenship Education, 2<sup>nd</sup> cycle

Grade 4

Kitimat and Kathmandu are the names of two cities. Kitimat is a city in the province of British Columbia, Canada. Kathmandu is a great metropolitan city and also the capital of a foreign country called Nepal.

1. Can you locate British Columbia and Nepal on a map.
2. Do you know other cities containing the words Kiti and Kath?
3. Which other city names would be an ideal name for your cat? Explain why.

Suggestion for the teacher:

In order to find other Amerindian cities, listen to the song interpreted by Chloé Sainte-Marie\\ Mishapan Nitssinan, from the CD *Je Marche à toi*.

# Activity 7- What on Earth does it mean?

---

Geography, History and Citizenship Education, 2<sup>nd</sup> cycle

Grade 4

Kitimat is a city name with an aboriginal origin. Kitimat means *key* and Kathmandu means a *wooden covered center*.

Do you know the meaning of the following Amerindians words?

- a. Canada
- b. Quebec
- c. Ontario

Suggestion for the teacher:

In order to find other Amerindians cities, listen to the song interpreted by Chloé Sainte-Marie\\ Mishapan Nitssinan, from the CD *Je Marche à toi*.

See Activity sheet 7

# Activity 8- What does a cat look like? What does a mouse look like?

---

Natural Science, 1<sup>st</sup> cycle

Grade 1

Identify the parts of the body of a cat and of a mouse.

Compare the two animals.

Are there any similarities and or differences?

See Activity sheet 7 -The cat

See Activity sheet 8- The mouse

See Activity sheet 9- Compare both animals

# Activity 9- How does that work?

---

Science and Technology, 2<sup>nd</sup> cycle

Grade 3 and 4


Material World:

Using some household items, can you build up a flying device that looks like the one Hector and Hermione have created?

Use objects such as clothes pegs, cure-pipes cleaners, coffee sticks, paper clips, puzzles pieces, cork, soda bottle caps, buttons, elastics, tooth-picks, a piece of rope, yoghurt containers, drinking straws, Lego blocks, combs, marbles, bread tie-ups etc.

The teacher can help you manipulate the glue gun.

Present your invention in front of the class. Explain how it works.



# Activity 10- How are things going?

---

Social and Personal Development, 1<sup>st</sup> and 2<sup>nd</sup> cycles

Problem solving:



Team up with a partner. Suppose you are having a conversation like Kitimat and Kathmandu have when the two of them are angry at each other. Then, you must figure out a way to reconcile with each other. Prepare a role-playing sketch about this conversation and present it to the class. Your sketch must be between 3 to 5 minutes long.



To help you with the sketch, here are some questions which will help you think about and create a better sketch.

1. Have you ever felt some feelings of jealousy?
2. You take part in a group of friends and everything is going really well. One day, a new person is added to your group. How do you react? What do you do? What do you say?
3. You are a boy and you believe that you can't be friends with a girl. You are a girl and you hate boys! But one day, your teacher teams you up with a girl or a boy to work on a really long project. What do you do? How do you react?
4. You have a secret you don't want to share...because it is a secret! Until the day your little brother or someone else tries to make you reveal it. Will you be able to hold on to your own little secret?



<p>Why did Julian choose the name Kathmandu?</p> <p style="text-align: right;">3</p>	<p>According to you, what does the expression «the cat hadn't gotten my tongue» mean?</p> <p style="text-align: right;">4</p>	<p>Where did I see a secret passage?</p> <p style="text-align: right;">4</p>
<p>Name three things found near the little opening.</p> <p style="text-align: right;">4</p>	<p>Why doesn't Kitimat want to elucidate the mystery behind the so-called creatures taking things from the house?</p> <p style="text-align: right;">4</p>	<p>What are the names of the two little mice?</p> <p style="text-align: right;">5</p>
<p>What makes Hermione believe that Kathmandu is not like other cats?</p> <p style="text-align: right;">5</p>	<p>Which mysterious object finally emerged from the darkness?</p> <p style="text-align: right;">6</p>	<p>What is Hector and Hermione's flying machine called?</p> <p style="text-align: right;">6</p>

<p>Is «<i>The Robin I</i>» a good name for an airplane?</p>	<p>What is the fine-tooth comb used for on the plane?</p>	<p>What are the Lego blocks used for on Julian's airplane?</p>
<p>How did Kathmandu put out the fire in the shed?</p>	<p>What woke Annabelle up?</p>	<p>Describe how Kathmandu was treated like a king after the adventure in the shed.</p>
<p>Why can't Kathmandu sit at the table with the two little mice?</p>	<p>What is the bad news that Kathmandu told Hector and Hermione?</p>	<p>What will the new engine of <i>The Robin II</i> run on?</p>

<p>Why does Kathmandu burst into tears when she finds out that the little mice love her as much?</p> <p style="text-align: right;">8</p>	<p>What is written on the piece of paper that I am carrying between my teeth?</p> <p style="text-align: right;">8</p>	<p>Why is Julian excited about the big move?</p> <p style="text-align: right;">8</p>
<p>Where did Hector and Hermione's airplane crash?</p> <p style="text-align: right;">9</p>	<p>What did Kathmandu do to sabotage Hector and Hermione's takeoff?</p> <p style="text-align: right;">9</p>	<p>Why did Kitimat sabotage the takeoff of the two mice?</p> <p style="text-align: right;">9</p>
<p>According to Hector, which big step forward did Kitimat make to be forgiven?</p> <p style="text-align: right;">10</p>	<p>In which part of the new house do Hector and Hermione now live?</p> <p style="text-align: right;">10</p>	<p>At the end of the story, Kitimat and I are purring joyfully. Why is that?</p> <p style="text-align: right;">10</p>

Additional cards


Activity sheet-2

Kitimat and Kathmandu

English Language Arts, 1<sup>st</sup> cycle

## Create your own cat!

---

At the beginning of the book *Kitimat and Kathmandu*, you can read a description of your favorite Hero:

Meow! My name is Kathmandu and I am an alley Kitten. I have a mask of black fur that makes my eyes look wide and slanted and a vest of black fur that goes down to the tip of my tail. My chest and my paws are as white as snow and my toes are as pink as my nose.

I stick my nose into everything. I can't help it, I'm very curious! My only real fault is that I'm greedy. At the beginning of my story, I was living under the stairs of the neighbourhood bakery. Sometimes, Mom would steal some croissants or cakes. What a treat!

Everything that I am telling you is true, I swear!

What if Kathmandu were different? What if you created another hero?

What if he were of another colour? Fill in the following blanks and create your own story.

Meow! My name is \_\_\_\_\_ and I am an alley Kitten. I have a mask of \_\_\_\_\_ that \_\_\_\_\_ and \_\_\_\_\_ that \_\_\_\_\_.

My chest and my paws are as \_\_\_\_\_ as \_\_\_\_\_ and my toes are as \_\_\_\_\_ as my \_\_\_\_\_.

I stick my nose into everything. I can't help it, I'm very curious! My only real fault is that I'm \_\_\_\_\_. At the beginning of my story, I was living \_\_\_\_\_. Sometimes, Mom would \_\_\_\_\_. What a treat!

Everything that I am telling you is true, I swear!

Now, draw your new kitten:

Here is: \_\_\_\_\_



By: \_\_\_\_\_

Activity sheet-3

Kitimat and Kathmandu

English Language Arts, 1<sup>st</sup> cycle

# Create your own cat!

Would you like to create another cat, different from Kitimat and Kathmandu?

Perhaps he or she could be the hero of an eccentric story created by you!

Answer the following questions to help you create your new hero.

1. What is his or her name?

---

2. How old is he or she?

---

3. What is his or her birthday?

---

4. What colour is he or she?

---

5. How is his or her fur?

---

6. Is he or she chubby, skinny, tall or short?

---

7. What colour are his or her eyes?

---

8. What colour are his or her nose?

---

9. What does he or she eat?

---

10. What is his or her favorite activity?

---

11. What is his or her favourite toy?

---

12. What is his or her favourite food?

---

13. Where does he or she sleep?

---

14. Has he or she been sick before?


---

15. How did you get him or her? Did you find him or her? Did you buy him or her? Did you get him or her as a gift?

---

Now, draw your new kitten:

Here is: \_\_\_\_\_



By: \_\_\_\_\_

# Create your own cat adventure!

You have created a cat different from Kitimat or Kathmandu. Make him or her go through new exciting adventures!

1. Make up your own story from the following story elements:

<p>2. <u>Introduction:</u></p> <p>Who is your cat? Describe him. Where is he or she? When does the story start? Are there other characters?</p>	<p>3. <u>The conflict:</u></p> <p>Your cat is faced with a problem. What is it? What is the source of this problem? Why is it considered a problem? Does this problem affect other characters in the story?</p>
<p>4. <u>The resolution:</u></p> <p>Your cat is trying to resolve the problem in many ways. Explain how he or she does it. Perhaps his or her attempts are not all successful. He or she can also try again. It is the most exciting part of the story. So add new development to hold the reader spellbound.</p>	<p>5. <u>The Solution:</u></p> <p>At last! Your hero thought of a solution and resolved the problem. It is the conclusion of the story. Write how things have changed. How does your cat feel? Did he or she meet all his expectations?</p>

## 2 Do you need more ideas for inspiration?

Here are a few suggestions to help you start your own story:

- a. Your cat is wandering around in a new place, suddenly he or she gets stuck in a net. Who is responsible for this? How is he or she going to release himself or herself?
- b. Your cat is so gluttonous that he or she never can resist good food, especially if his or her master left a trail of it on the kitchen counter. One day, he or she ate the leftover pieces of the birthday cake. During the night, he or she had all sorts of nightmares.
- c. Your cat has a very impatient temperament. One day, when you left later than usual, he or she took his or her vengeance on the living room curtains. What a disaster...
- d. Your cat has just made a new friend... A black and white skunk just like him or her. Except that the rest of the family is not in agreement with his or her choice...
- e. One day your cat got a strange cold: each time he or she sneezes, he or she loses all his cat hairs! What on earth is going on?

Are the suggestions helping you, are they bubbling up ideas in your head? Are you ready to start writing your text? Use the following pages as your draft copy.

Afterward, you will be able to go over your text and make some corrections: on grammar, sentence structure and syntax, on verb agreement, word choice and spelling. Don't forget to read your story aloud. (Maybe to a friend). It will help you to make sense of your text. When you are pleased with the final result, write your final copy. You may even add some illustrations or ask a friend to illustrate pictures for you.

Young author, hold on to your pencil and go on!





## The adjectives

Match the appropriate adjectives with the characters from the Kitimat and Kathmandu story.

Kitimat	Kathmandu	Hector and Hermione

- ingenious
- friendly
- short
- thin
- grumpy
- funny
- secretive
- curious
- starving
- jealous
- gluttonous
- long-limbed
- creative
- infested
- mean
- lost
- intelligent
- sweet

# What on earth does it mean?

In the Aboriginal language, (a Native American Language), Kitimat means “key” and Kathmandu means “a wooden covered center”.

Do you know the meaning of the following Amerindians words?

Search the Web to find the answer.

1. Canada: \_\_\_\_\_

2. Quebec: \_\_\_\_\_

3. Ontario: \_\_\_\_\_

4. Manitoba: \_\_\_\_\_

5. Saskatchewan: \_\_\_\_\_

6. Yukon: \_\_\_\_\_

7. Toronto: \_\_\_\_\_

8. Chicoutimi: \_\_\_\_\_

9. Chibougamau: \_\_\_\_\_

10. Saguenay: \_\_\_\_\_

11. Yamachiche: \_\_\_\_\_

12. Maniwaki: \_\_\_\_\_

13. Acapulco: \_\_\_\_\_

14. Manhattan: \_\_\_\_\_

15. Nebraska: \_\_\_\_\_

16. Dakota: \_\_\_\_\_

17. Matane: \_\_\_\_\_

18. Niagara: \_\_\_\_\_

In order to find other North American cities in the Amerindian language, listen to the song interpreted by Chloé Sainte-Marie \\ Mishapan Nitssinan, from the CD *Je Marche à toi*.

Activity sheet-8

Kitimat and Kathmandu

Natural Science, 2<sup>nd</sup> cycle

Living things

## What does a cat look like?

Label the body diagram of Kathmandu using the word list below:



- belly
- bootee
- stomach
- back
- muzzle
- mouth
- claws
- ear
- whiskers
- breast
- head
- tail
- eye
- front leg
- back legs

Activity sheet-9

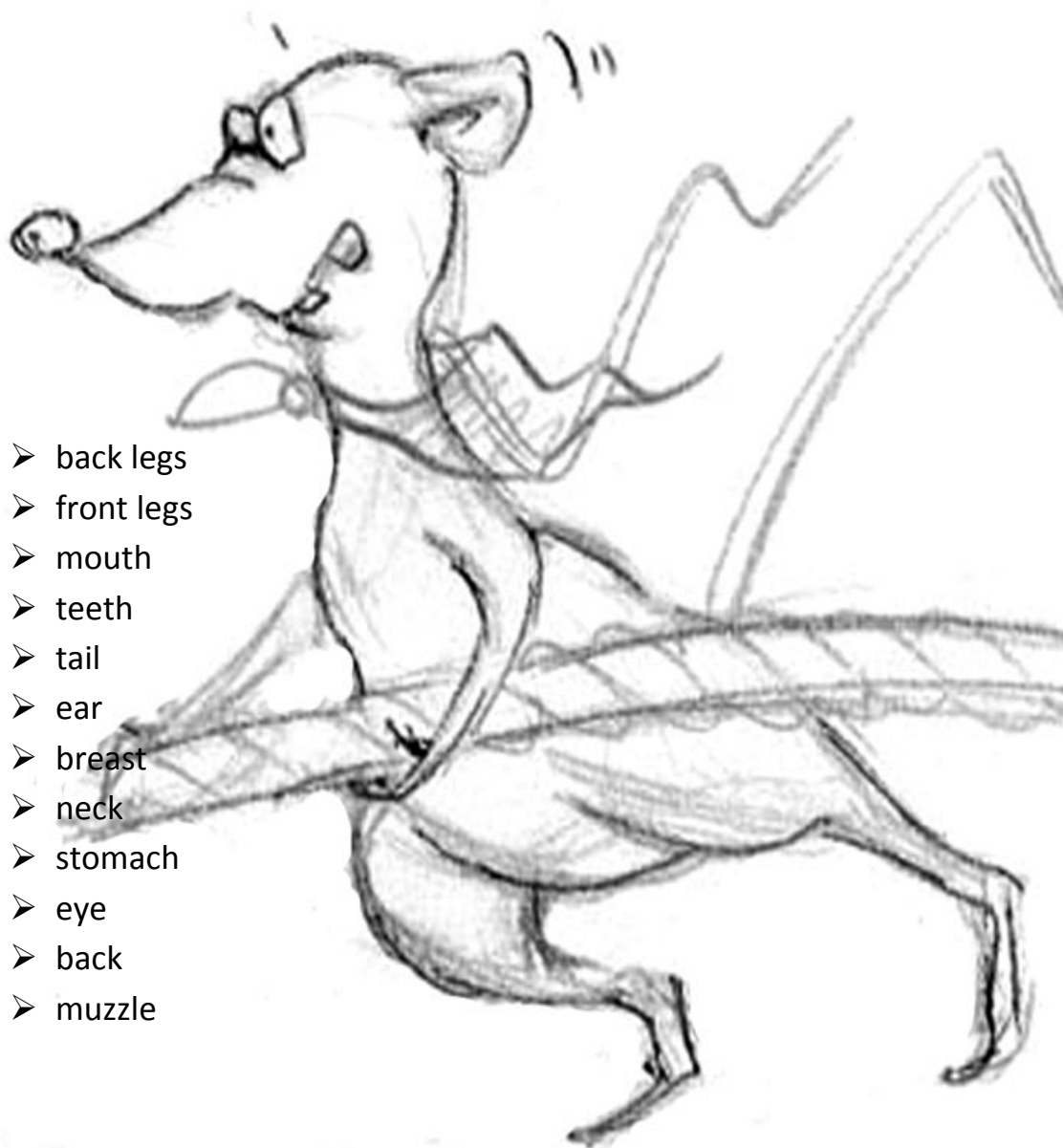
Kitimat and Kathmandu

Natural Science, 1<sup>st</sup> cycle

Living things

## What does a mouse look like?

Label the body diagram of Hector using the word list below:




- back legs
- front legs
- mouth
- teeth
- tail
- ear
- breast
- neck
- stomach
- eye
- back
- muzzle

**Living things**

# Comparing the cat and the mouse

Now you that know the parts of the body of the cat and the mouse, compare both bodies. What are the similarities? What are the differences^

Fill in the chart according to your observations.

The cat resembles the mouse because: 	The cat differs from the mouse because: 